

GOODS ONLY LIFT & FREIGHT LIFT



SIYAKHULA
ELEVATORS

GOODS ONLY LIFT

HIGH PERFORMANCE GOODS ONLY LIFT

GOODS ONLY LIFT is a lift designed exclusively for goods transport and is fully compliant with SANS 1545-5 regulations.

The GOODS ONLY LIFT is not a passenger lift: no person should travel in the lift with the goods.

GOODS ONLY LIFT is a goods lift of up to 3000kg rated load, specially designed for use in buildings with high turn-over and movement of goods between floors.

GOODS ONLY LIFT is a sophisticated and reliable high-performance machine, with easy to install MRL setting we can achieve a fast installation time.

Wide range of options available

GOODS ONLY LIFT is available with load capacities of 500, 1000, 1500, 2000, 2500, 3000kg and larger capacities on request with a full range of lift car sizes available for each model. Over and above our available selection of standard solutions, we also design the exact made-to-measure goods only lift which you and your business need, adapting it to your precise specifications.

Flexible and straightforward installation

GOODS ONLY LIFT installation is designed to cause the minimum disruption to the day-to-day operation of your business, if a lift shaft is designed in accordance to our specifications then minimal building works will be required to complete the installation. If building works are required there might be some additional dirty works surrounding the entrances but this is kept to a minimal to avoid disruption.

Rapid installation

GOODS ONLY LIFT installation is very fast: just 8 weeks for standard solutions and 10 - 12 weeks for custom solutions. Please contact your sales technician for accurate timing on your specific project.

No machine room, no pit and no shaft headroom?

No problem, GOODS ONLY LIFT can be a free standing lift in a self-supporting tower. With a ramp and low headroom solution we can achieve a goods lift in an existing lift shaft for you.

Compliance

GOODS ONLY LIFT comes with a full inspection that meets SANS 1545-5 regulations with signed annexure K from local inspectors.

Simple and safe to use

Using the GOODS ONLY LIFT is easy and straight-forward. With simple operation and safe usage by any operator.

Durability and high performance

GOODS ONLY LIFT is a long-lasting installation designed to work intensively, reliably and efficiently over many years. It is a robust goods lift, equipped with sturdy and hard-wearing lift cars which guarantee the safe transport of goods. Many different options are available to adapt each GOODS ONLY LIFT to your particular needs: in-car bumper rails and kick plates, hard-wearing floor finishes in aluminium or steel chequer plate, manual shutter gates, picket gates and gate protection posts.

For forklift loading hoists please liaise with your sales technician for clarity on this as calculations are required.



FREIGHT LIFT

THE GOODS LIFT WITH ATTENDANT CAPABILITY

FREIGHT LIFT is a solution for moving heavy goods accompanied with one or two competent attendants.

Fully compliant with the EN81.20 regulations.

FREIGHT LIFT has been designed by applying special modifications to ensure compliance with the regulations for goods attendant lifts.

The lift car is equipped with a car operation panel which incorporates a easy to use system for floor selection and door hold and door close features for goods loading.

To ensure safety and minimize vandalism a keypad/fingerprint reader can be installed for only authorized users to operate the equipment.

The attendant's safety is fully guaranteed by a full height light curtain installed in the car entrance. The landing doors are supplied as automatic doors to ensure compliance with EN81.20. The lift also incorporates an alarm in case of entrapment and it can be equipped with an autodialler as an option.

FREIGHT LIFT is a fully automated goods lift, designed to offer client faster speeds between floors as well as automatic door operation this lift is better suited for longer floor to floor travel distances and requirement for a passenger to travel with the goods.



GOODS ONLY LIFT - HIGH PERFORMANCE GOODS LIFT

Rated Load	500, 1000, 1500, 2000, 2500, 3000kg and larger on request
Speed	0.1m/s
Drive system	Drum drive
Power supply	3-phase 380-400 volt
Installation	Masonry, concrete or steel structure with cladding.
Lift car	Built steel outer structure with choice of the following cabin interiors. <ul style="list-style-type: none"> Galvanized, Stainless steel or Painted mild steel cabin. Floor in Checker plate or special on request. Other finishes available upon request.
Entrance configuration	Single, or open through at 180°
Landing doors	Manual collapsible panel doors. <ul style="list-style-type: none"> Finish in Galvanized steel or Stainless steel, painted doors available on request. For fire rating a firelink roller shutter door can be placed above the entrance in the event of fire.
Lift car door	The standard model is supplied with car gates, collapsible panels can be added to car doors if required.
Height of structure	Max. 12m
Travel	Max. 15m
Number of levels	Max. 5 levels
Guides length	2.5m & 5m depending on access to lift shaft.
Minimum travel between floors with same entrance	2500mm (restricts height to fix doors between levels without interference)
Minimum headroom	4m
Minimum structure headroom	4.2m
Pit	The standard lift requires a 1000mm pit depth, if the building is existing pit clearance for lower pits is available on request.
Control system	Call and send feature, with floors more than 2 stops a floor selection will be provided to send to the correct floor that is required.
Landing operating panel	<ul style="list-style-type: none"> Push buttons with displays of in use and busy Emergency stop push button
Car lighting	Direct LED lighting with protected recess finish.
Lift car internal height	2000, 2100, 2200mm, special heights on request.
Lift car width	From 1000mm to 3000mm in 100mm increments
Lift car depth	From 1000mm to 3000mm in 100mm increments.
Minimum necessary lift shaft width	Discuss with your sales technician
Minimum necessary lift shaft depth	Discuss with your sales technician

FREIGHT LIFT - THE GOODS LIFT WITH ATTENDANT CAPABILITY

Rated Load	1000, 1475, 1600, 1800, 2000, 2250, 2500kg and larger on request
Speed	1.0m/s
Drive system	Traction
Power supply	3-phase 380-400 volt
Installation	Masonry, concrete or steel structure.
Lift car	Built steel outer structure with choice of the following cabin interiors. <ul style="list-style-type: none"> Painted steel cabin in various RAL colours, stainless steel or Protected cabins in checker plate Floor finish in checker plate, special on request Choice of different ceilings Bumper rails and handrails Anti roll trolley angles
Entrance configuration	Single, or open through at 180°
Landing doors	Automatic side openings doors in various finishes Available in various models to achieve different door opening dimensions and heights
Lift car door	The standard model is supplied with matching car doors to landing doors in reverse operation
Height of structure	Max. 12m
Travel	Max. 15m
Number of levels	Max. 6 levels, discuss more available options with your sales technician for larger projects
Guides length	2.5m and 5m lengths depending on access to lift shaft.
Minimum travel between floors with same entrance	2500mm (restricts car height to certain dimensions to fit door fixings between floor)
Minimum headroom	3.8m
Minimum structure headroom	4m
Pit	From 1100mm
Control system	Automatic operation, call to floor buttons and then in car floor selection for desired floor. Ability to lock out landing key or cabin key for restricted use.
Landing operating panel	<ul style="list-style-type: none"> Push buttons with led LED or LCD display
Car lighting	Direct LED lighting protected by recess design
Lift car internal height	2100, 2200mm as standard and special height on request
Lift car width	From 1100mm to custom special dimensions suitable to desired loading and entrance width required
Lift car depth	Determined by car width the depth is calculated to meet EN81.20 regulations for floor size
Minimum necessary lift shaft width	Discuss with your sales technician
Minimum necessary lift shaft depth	Discuss with your sales technician


DOOR OPTIONS



FREIGHT LIFT LANDING DOOR AND CAR DOOR DESIGN



LIFT LANDING FOLDING DOORS:
MANUAL COLLAPSIBLE
PANELS



LIFT CAR FOLDING DOORS:
MANUAL PICKET GATES

*All door designs are subject to confirmation from your sales technician, automatic doors are available on the goods only lift but not recommended.



GOODS ONLY LIFT - OPTIONAL EXTRAS

Access ramp

2 options:

- Full height ramp in checker plate
- Ramp catering for missing pit dimensions

Guides length

2.5m or 5m

Landing doors

- Manual collapsible panels doors
- Finished in:
 - Galvanized steel
 - Stainless steel
 - Painted on request

Car doors

Manual picket gates

Car roof

Galvanized metal sheet or stainless steel sheet

Car floor

A choice of:

- Rubber
- Checker plate
- Stainless Steel checker plate

In-car bumper rails and kick plates

- Galvanized steel
- Stainless steel
- Special materials on request

Push buttons

LED Push buttons

Security

Keypad and CCTV capability

Lift car

Direct LED lighting

Ladder

Ladder with supports to access the rescue hatch. If applicable for site specific orders,

Installation kits (Can be included if not available by client)

- Scaffolding
- Lifting chain blocks
- Lifting hooks
- Working platforms
- Pit ladders

- For s structure requirement of crane hire an scaffolding will be required to accomplish a safe installation. To be discussed with your sales technician.

FREIGHT LIFT - OPTIONAL EXTRAS

Guides length

2.5m OR 5m

Landing doors (120min fire rated)

- **Automatic doors in Stainless steel**
- **Automatic doors in painted RAL finish**
- **Automatic doors in special finish on request**

Car doors (Finish and other criteria will match landing doors.

Car roof

Same finish as car walls

Car floor

A choice of:

- Rubber
- Checker plate
- Special finish on request

In-car buffer rails and kick plates

- Wood
- Stainless stee
- Special materials on request

Push buttons

LED Push buttons

“Security

Keypad and CCTV capability

Lift car

- Direct LED lighting
- Car light timer
- Hand rail
- Stainless steel
- Painted

Door Protection

- Door post protection
- Door hold and close feature

Installation kits (Can be included if not available by client)

- Scaffolding
- Lifting chain blocks
- Lifting hooks
- Working platforms
- Pit ladders

- For s structure requirement of crane hire an scaffolding will be required to accomplish a safe installation. To be discussed with your sales technician.

Firemen operation function

If applicable the lift can be fitted with firemen operation

Intercom between Car operating panel and control panel

Autodialer

- In car operating panel
- Call out to 4 numbers
- Direct calls to control room

GOODS ONLY LIFT LANDING OPERATING PANELS

We offer a range of LANDING OPERATING PANELS you have the ability to choose features suited to you.

CONTROL PANELS

GH 1

Simple cabin control panels with flush mounted design.

MAIN FEATURES

- Types: LCD display.
- Widths: Dependent on design and button.
- Fixing: Flush mounted or surface mounted
- Button: choice by client

FINISHES

- Stainless steel
- Galvanized steel

FINISHES

- Custom RAL on demand

For touch and hygiene options please view Special buttons section

BUTTONS (L.O.P) Special buttons on request only



EB 960

LANDING OPERATING PANELS (L.O.P)



PUSH
BUTTONS



DISPLAYS IN
USE AND BUSY

MATERIALS (L.O.P)



HAIRLINE
240



GALVANIZED
STEEL

FREIGHT LIFT CABIN OPERATING PANELS

We offer a range of CABIN OPERATING panels for our cabins, with a surface that can be finished in STAINLESS STEEL.

CONTROL PANELS

KCH LCD & DOT

Simple cabin control panels with flush mounted design.

MAIN FEATURES

- Types: Dot display or LCD display.
- Widths: Dependent on design and button.
- Fixing: Flush mounted or surface mounted
- Button: choice by client

FINISHES

- Stainless steel

FINISHES

- Custom RAL on demand

For touch and hygiene options please view Special buttons section

BUTTONS (L.O.P) Special buttons on request only



EB 960



EB218

CABIN OPERATING PANELS (C.O.P)



KCH DOT



KCH LCD



KCH LCD SM1
Surface mounted

MATERIALS (L.O.P)



Hairline 240

(L.O.P)



LCH LCD

CEILING OPTIONS

Different ceiling options for client choice, please discuss with your sales technician on choices accordingly.

FREIGHT LIFT OPTIONS



03




07



010

03, 010, 013, 014, 055 with crystal plexiglass and 07 with 5spots comply with EN81.20.

GOODS ONLY HOIST CEILING OPTION



FLOOR OPTIONS


Different floor options for client choice, please discuss with your sales technician on choices accordingly.

RUBBER




PVC BLACK
DOTTED RUBBER

CHECKER PLATE CHECKER PLATE (STAINLESS STEEL)



GALVANIZED
CHECKER PLATE



STAINLESS STEEL
CHECKER PLATE




The traction motor is supplied with the FREIGHT LIFT options for high speed capability with counter weight.




The drum drive motor is supplied with the GOODS ONLY LIFT option for low steady speeds with rated capacity.



GOODS ONLY LIFT STRUCTURE



FREIGHT LIFT STRUCTURE





SIYAKHULA ELEVATORS



+27 11 894 8352 – South Africa

+27 82 667 4964 – Mobile Sales



sales@siyakhulaelevators.co.za



www.siyakhulaelevators.co.za